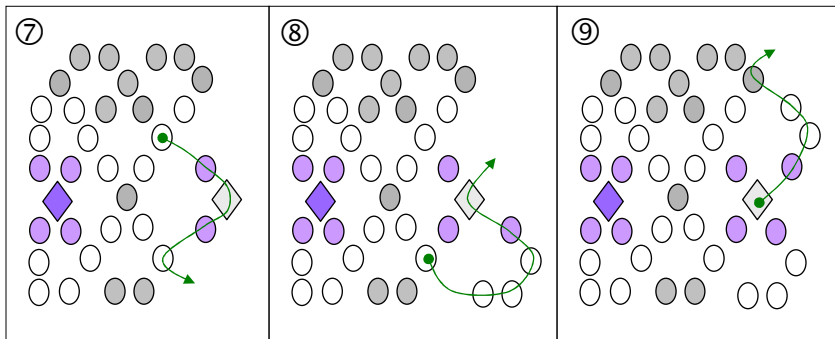
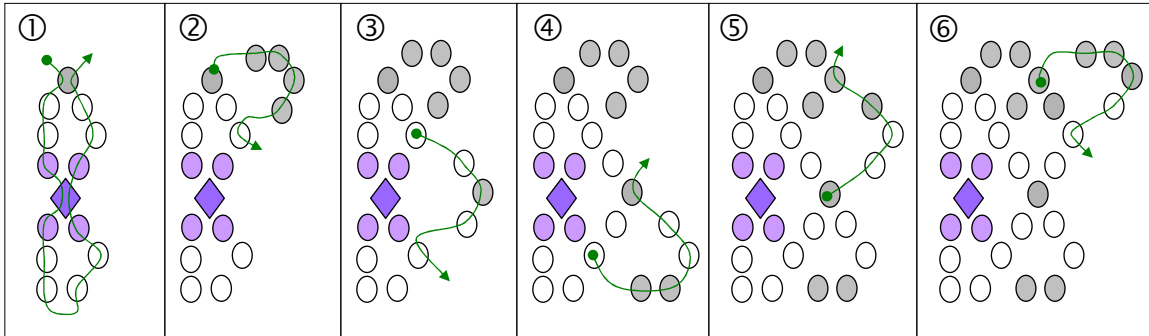


# Net Weave (with Crystals) Bracelet/Choker

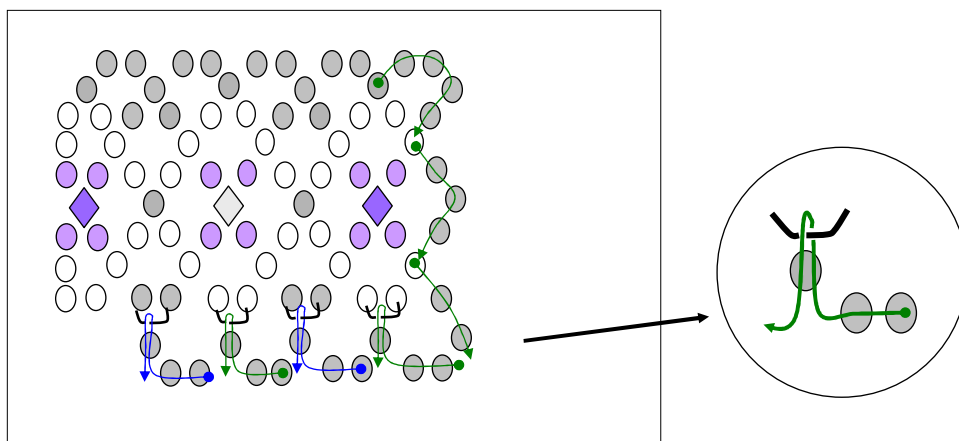
## Color scheme 1 : silver/purple

- Transparent AB crystal delica
- Opaque pearl gray delica
- Opaque pearl purple delica
- 4mm tanzanite swarovski bead
- 4mm shadow crystal swarovski bead



**These steps do not include the lower edge. That will be done after all other netting is complete.**

**Repeat steps 2-9 to desired length.**

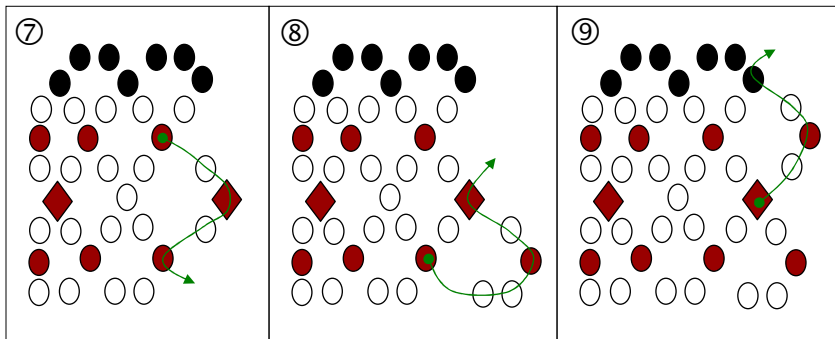
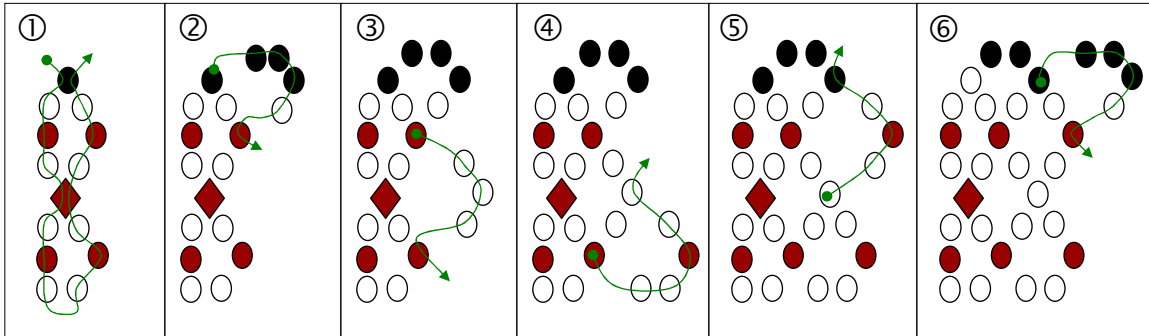


**For bottom edging: pick up 3 beads. insert needle over loop of previous thread as shown. insert needle back through the 3<sup>rd</sup> bead just added.**

# Net Weave (with Crystals) Bracelet/Choker

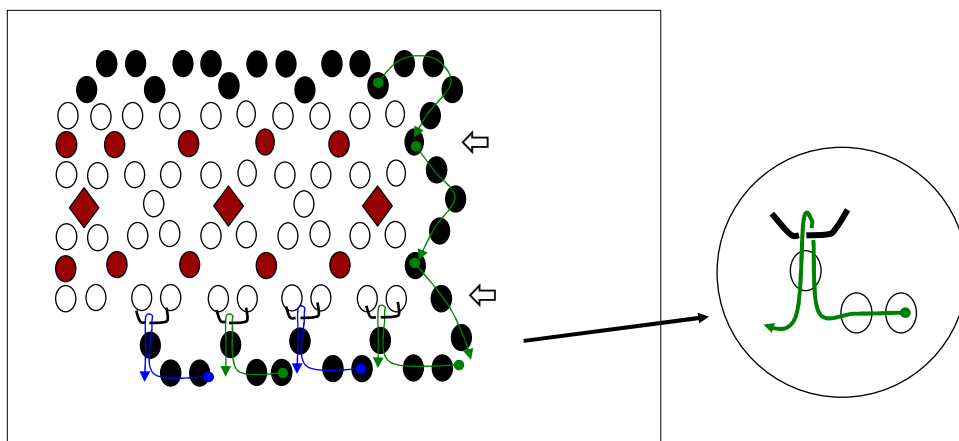
## Color scheme 2 : red/black

- Transparent AB crystal delica
- Transparent garnet AB delica
- Opaque black hex-cut delica



These steps do not include the lower edge. That will be done after all other netting is complete.

Repeat steps 2-9 to desired length.



For bottom edging: pick up 3 beads. insert needle over loop of previous thread as shown. insert needle back through the 3<sup>rd</sup> bead just added.

(note: for the very last column of the netting, it looks better if you use black beads instead of garnet as the pattern calls for. these are the beads marked with the arrows)

# Net Weave (with Crystals) Bracelet/Choker

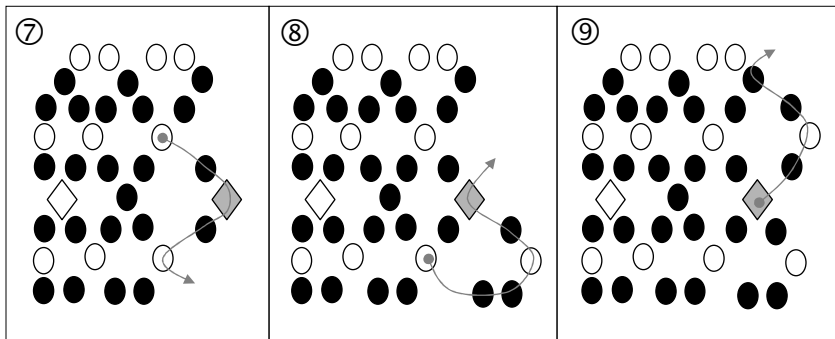
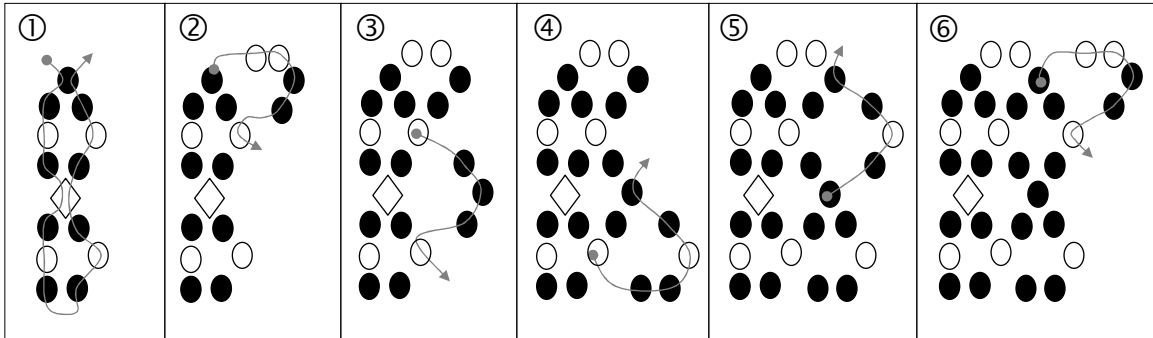
Color scheme 3 : white/black

○ Transparent AB crystal delica

● Opaque black delica

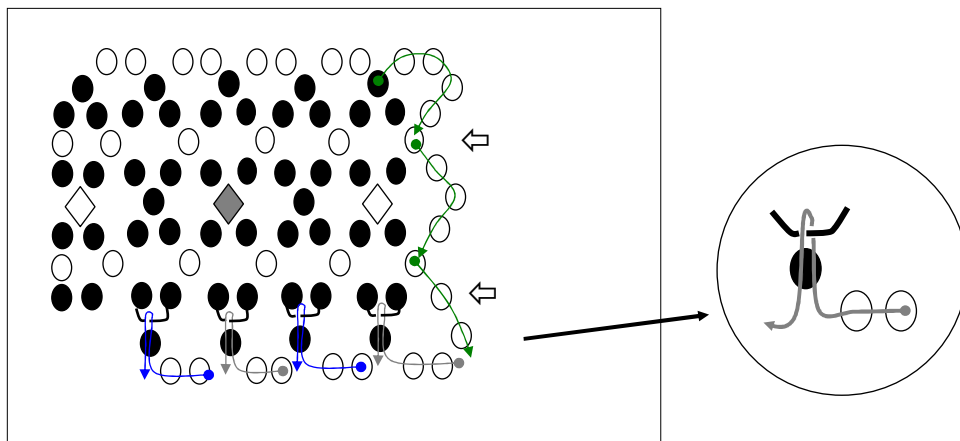
◇ 4mm crystal swarovski bead

◊ 4mm white opal swarovski bead



These steps do not include the lower edge. That will be done after all other netting is complete.

Repeat steps 2-9 to desired length.



For bottom edging: pick up 3 beads. insert needle over loop of previous thread as shown. insert needle back through the 3<sup>rd</sup> bead just added.

**Color scheme 1 : silver/purple**



**Color scheme 2 : red/black**



**Color scheme 3 : white/black**

